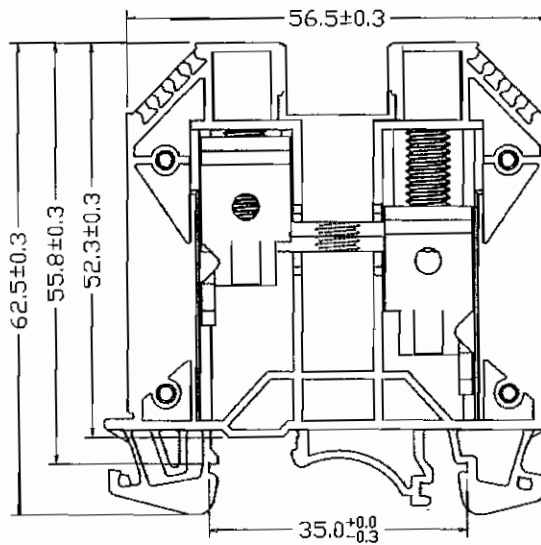
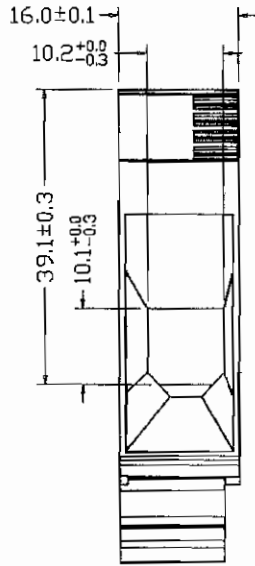
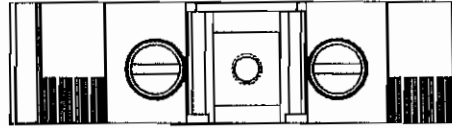


CDU35-□

RoHS
Compliant



□ : Color
35 : Standard
CDU : DIN Rail Type



Rated voltage	1000V
Rated current	114A
Solid wire (AWG)	2~10
Stranded wire (AWG)	2~10
Insulating withstand voltage	8KV
Torque (Lb-in)	5l
Screw	M6
Wire strip length	16~18mm
Mounting Rail	TS35x7.5/TS35x15/TS32

文件管制
98.1.19
文管中心

DECA SwitchLab
Switchlab INC.

CONFIRMED & ACCEPTED BY

	Material	Plating/Finish	Remark
1	Insulating body PA66 (UL94 V-0)		Beige
2	Screw steel M6	Zinc	
3	Terminal Copper	Tin plated	
4	Cage clamp Steel	Zinc	

PART NO.	CDU35	VERSION	B	CONFIRMED BY	<i>W. J. Tompkins</i>
SHEET OF	1/1	METRIC	MM	DRAWN BY	MONICA
		DATE	2009/01/19	GENERAL MANAGER	<i>J. Clark</i>