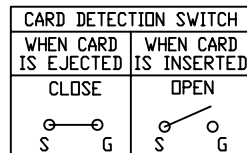
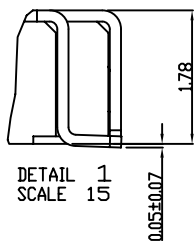
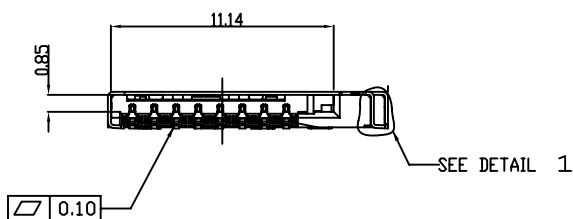


RECOMMEND PC BOARD LAYOUT

112A-T A A R-R02
1 2 3 4

- 1.Type T:Top Mount 3.Stand Off A:0mm
- 2.Contact Plating A:10u"Gold Plating 4.RoHS



ITEM	PART NAME	Q'TY	MATERIAL
1	BODY	1	LCP+35%GF
2	SLIDER	1	LCP+35%GF
3	CONTACT	8	C5210R-EH
4	SWITCH	1	C2680R-H
5	SHELL	1	SUS304R-3/4H
6	DRAG LINK	1	SUS304
7	SPRING	1	PIANO WIRE

PIN NUMBER	PIN ASSIGNMENT	PIN NUMBER	PIN ASSIGNMENT
1	DAT2	6	VSS
2	CD/DAT3	7	DAT0
3	CMD	8	DAT1
4	VDD	S	CARD DETECTION
5	CLK	G	GROUND

UNLESS OTHERWISE SPECIFIED TOLERANCE

ANG. ±5°
0. ±0.3
.0 ±0.25
.00 ±0.20

SCALE: AS SHOWN UNIT: mm

DRAWN willis 2009/03/10

CHECKED / /

APPROVED / /

SIZE A4 REV.



ATTEND TECHNOLOGY INC.

www.attend.com.tw

DRAWN NAME: Micro SD Socket
Top Mount, Push-Push Type

PRODUCT NO. 112A-TAAR-R02

FILE NAME: 112A-TAAR-R02_B_1

REV.	DESCRIPTION	DATE	SIZE	REV.
1			A4	